



## **MD Flex Couplings**

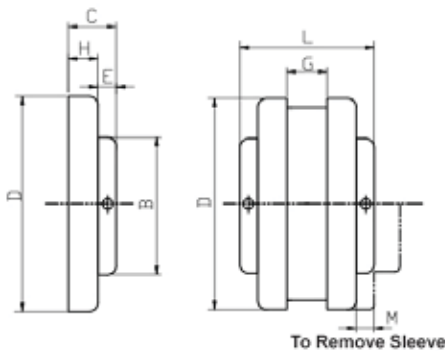


## Coupling Sizes Currently Stocked (All Bored-to-Size)

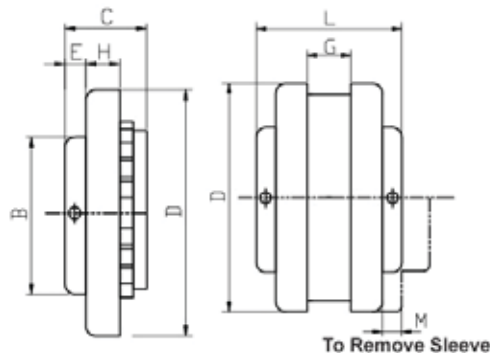
Flange Size	Dimensions (Inches)								Set Screw Thread Size	Set Screw Qty.	Wt. (lbs.)
	D	C	E	G	B	L	H	M			
<b>3J</b>	2.063	13/16	7/16	3/8	1 1/2	2	3/8	9/16	1/4-20 UNC X 1/4"	2	0.3
<b>4J</b>	2.461	7/8	7/16	5/8	1 5/8	2 3/8	7/16	3/4	1/4-20 UNC X 1/4"	2	0.4
<b>5J</b>	3.252	1 1/16	15/32	3/4	1 7/8	2 7/8	19/32	31/32	1/4-20 UNC X 1/4"	2	0.9
<b>6J</b>	4.000	1 7/32	19/32	7/8	1 15/16	3 5/16	5/8	1 3/32	5/16-18 UNC X 1/4"	2	1.2

Flange Size	Dimensions (Inches)								Set Screw Thread Size	Set Screw Qty.	Wt. (lbs.)
	D	C	E	G	B	L	H	M			
<b>5S</b>	3.252	1 11/32	29/64	3/4	1 7/8	2 27/32	19/32	31/32	1/4-20 UNC X 1/4"	2	1.1
<b>6S</b>	4.000	1 5/8	9/16	7/8	2 1/2	3 9/16	25/32	1 3/32	5/16-18 UNC X 1/4"	2	1.9
<b>7S</b>	4.625	1 27/32	11/16	1	2 13/16	3 15/16	25/32	1 5/16	5/16-18 UNC X 1/4"	2	2.6
<b>8S</b>	5.449	2 3/32	3/4	1 1/8	3 1/4	4 7/16	29/32	1 1/2	3/8-16 UNC X 3/8"	2	4.4
<b>9S</b>	6.350	2 13/32	25/32	1 7/16	3 5/8	5 1/16	1 1/32	1 3/4	3/8-16 UNC X 3/8"	2	6.8
<b>10S</b>	7.500	2 21/32	13/16	1 5/8	4 3/8	5 11/16	1 7/32	2	3/8-16 UNC X 3/8"	2	10.5

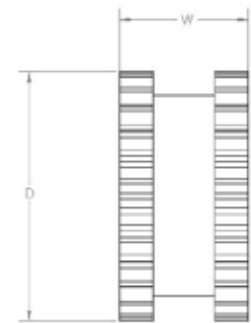
**Type J**



**Type S**



**Elements**



### Elements Currently Stocked

Flange Size	Available Sleeves	D (Inches)	W (Inches)
<b>3</b>	JE, JES, JN, JNS	1 7/8	1
<b>4</b>	JE, JES, JN, JNS	2 5/16	1 1/4
<b>5</b>	JE, JES, JN, JNS	2 15/16	1 9/16
<b>6</b>	JE, JES, JN, JNS, H, HS	3 3/4	1 7/8
<b>7</b>	JE, JES, JN, JNS, H, HS	4 11/32	2 3/16
<b>8</b>	JE, JES, JN, JNS, H, HS	5 1/16	2 1/2
<b>9</b>	JE, JES, H, HS	6	3
<b>10</b>	JE, JES, H, HS	7 1/16	3 7/16

**JE = EPDM Solid**  
**JES = EPDM Split**

**JN = Neoprene Solid**  
**JNS = Neoprene Split**

**H = Hytrel Solid**  
**HS = Hytrel Split**

## ***MD Flex Couplings***

- Available in sizes 3 through 10 in finished bores, both inch and metric.
- Quick and easy installation
- No lubrication or maintenance required
- Allows for 4 way flexing (Parallel, Angular, Torsional & Axial)
- Smooth and quiet performance



**Type S Coupling**




**Complete Coupling**



**Type J Coupling**



**Neoprene SOLID  
Insert**




**Hytrel SOLID  
Insert**



**EPDM SOLID  
Insert**



**Neoprene SPLIT  
Insert**



**Hytrel SPLIT  
Insert**



**EPDM SPLIT  
Insert**

# Full Product Offering



**QD Sheaves**



**DST Sheaves**



**TB Sheaves**



**QD Bushings**



**DST Bushings**



**TB Bushings**



**BTS Sheaves**



**HTD Timing Pulleys**



**L & H Timing Pulleys**



**Jaw Couplings**



**Weld-On Hubs**



**Belts**

**Please Visit our Website for More Information:**

**[www.masterdrives.com](http://www.masterdrives.com)**



Distributed by:



Toll Free Phone (888) 922-8767

Phone (920) 563-5838 Fax (920) 563-5650

e-mail: [orders@masterdrives.com](mailto:orders@masterdrives.com)

web site: [masterdrives.com](http://masterdrives.com)